




NAME _____


DATE _____

TRACING LETTERS - FRUITS


Trace the beginning letter of the fruits.




A pple



O range




M ango



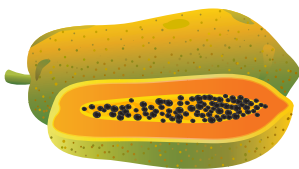
G rapes




B anana



L emon



P apaya



W atermelon