




NAME _____ DATE _____

COUNTING OBJECTS (USING PLACE VALUE CHARTS)

Count the number of objects in each group and then fill in the place value chart. Complete the number sentence using the place value charts.


Example:



| Tens | Ones |
|------|------|
| 3 | 3 |

$$\underline{3} \times 10 + \underline{3} \times 1 = 30 + 3 = \underline{33}.$$


1)



| Tens | Ones |
|------|------|
| | |

$$\underline{\quad} \times 10 + \underline{\quad} \times 1 = 40 + 2 = \underline{\quad}.$$

2)



| Tens | Ones |
|------|------|
| | |

$$\underline{\quad} \times 10 + \underline{\quad} \times 1 = 30 + 2 = \underline{\quad}.$$