




NAME _____ DATE _____

PARTITIONING CIRCLES AND RECTANGLES

Recognise the equal parts of an identical rectangle can have different shapes.

1) Partition the rectangles in 2 different ways to show equal shares.


a) 2 halves



b) 3 thirds





c) 4 fourths



d) 2 halves



e) 3 thirds



f) 4 fourths

