



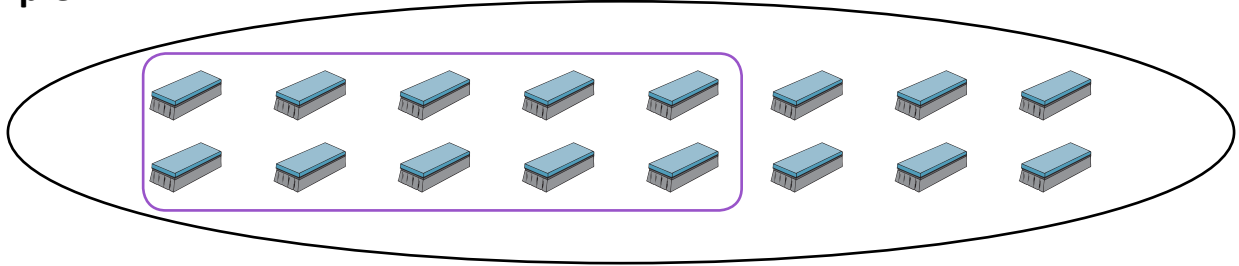
NAME \_\_\_\_\_

DATE \_\_\_\_\_

## ADDITION MADE EASY

See the objects in the closed diagrams and write the correct answers for the given questions.

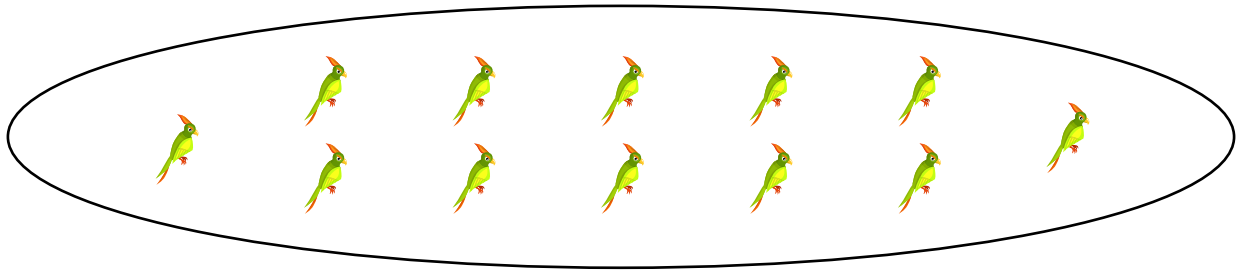
Example:



10 more than 6 is = 16


Fill in the blanks as stated above in the example.

1)




5 more than 7 is = \_\_\_

2)



8 more than 12 is = \_\_\_

3)



3 more than 14 is = \_\_\_