




NAME \_\_\_\_\_

DATE \_\_\_\_\_

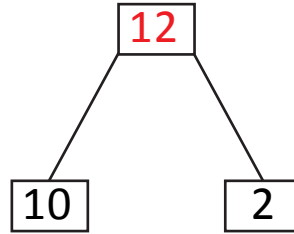
## ADDITION MADE EASY

In the given example it is shown how to fill the number bond and the number sentence for representing objects shown in the figure.

Example:



+



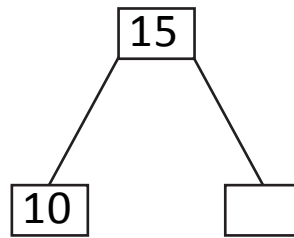
$10 + \underline{2} = 12$

Complete the following as shown in the example.

1)



+

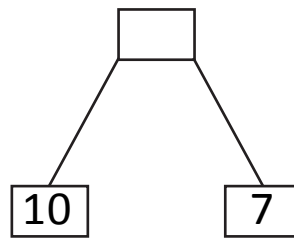


$10 + 5 = \underline{\quad}$

2)



+

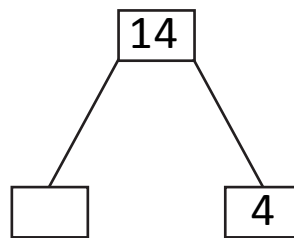



$\underline{\quad} + 7 = 17$

3)



+

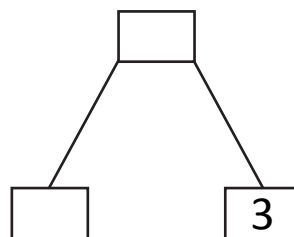
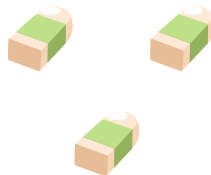


$10 + \underline{\quad} = 14$

4)




+

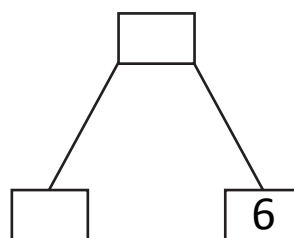



$\underline{\quad} + 3 = \underline{\quad}$

5)



+



$10 + \underline{\quad} = \underline{\quad}$