






NAME _____ DATE _____

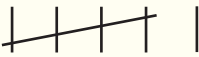


TALLY CHARTS

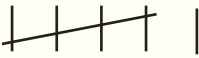
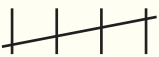
Interpret data in tally charts, pictures graphs tables.

1. Kina bought some stationary. She bought 10 books, 4 pencils, 2 erasers. Draw a table which shows the items bought by Kina.

Item			
How many?	10	4	2

2. Emi collected some flowers. She collected 6 sunflowers, 5 rose flowers and 7 daffodils. She made a tally chart of the flowers she collected. Which tally chart is correct drawn by Emi.

Sun flowers	
Rose flowers	
Daffodils	

Sun flowers	
Rose flowers	
Daffodils	