






NAME _____ DATE _____

TALLY CHARTS

At a party there are some cupcakes on the table. Use the data and answer the questions.

Cupcake flavour	Tally marks
 Strawberry	
 Vanilla	
 Chocolate	

1. How many strawberry cupcakes are there? ____.
2. How many vanilla cupcakes are there? ____.
3. How many chocolate cupcakes are there? ____.
4. Which flavour cupcakes are more ? _____.
5. Which flavour cupcakes are less? _____.
6. Write an addition sentence that shows the total number of cupcakes on the table _____.