



NAME _____

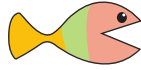
DATE _____

COMPARING

Complete the charts so that the fish is eating the greater number.

a)

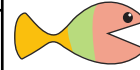
Tens	Ones
2	8



Tens	Ones
2	

f)

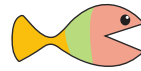
Tens	Ones
1	3



Tens	Ones
2	

b)

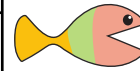
Tens	Ones
3	



Tens	Ones
3	2

g)

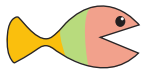
Tens	Ones
1	



Tens	Ones
1	8

c)

Tens	Ones
2	5



Tens	Ones
	4

h)

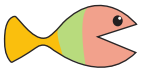
Tens	Ones
3	8



Tens	Ones
2	

d)

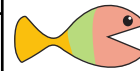
Tens	Ones
0	9



Tens	Ones
1	

i)

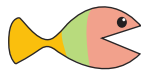
Tens	Ones
3	1



Tens	Ones
3	

e)

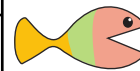
Tens	Ones
0	



Tens	Ones
0	4

j)

Tens	Ones
	4



Tens	Ones
3	7