



NAME _____


DATE _____

SYMMETRY

Color part of the shape to match its label. Circle the phrase that would make the statement true.

Example:

One half of square




Is bigger than

Is smaller than

Is the same size as

One fourth of the square



1)

One half of rectangle



Is bigger than

Is smaller than

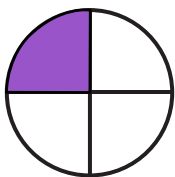
Is the same size as

One quarter of the rectangle



2)

One fourth of the circle

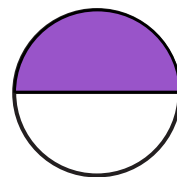


Is bigger than

Is smaller than

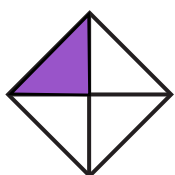
Is the same size as

One half of the circle



3)

One quarter of rhombus



Is bigger than

Is smaller than

Is the same size as

One half of the rhombus

