



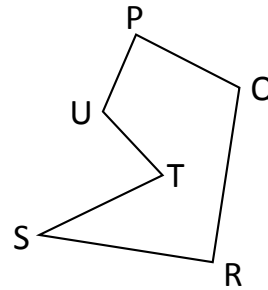
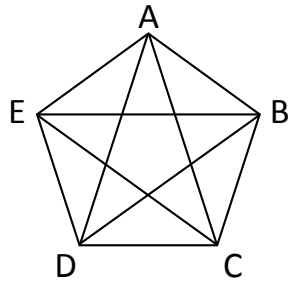
NAME _____

DATE _____

ATTRIBUTES OF GEOMETRY SHAPES

Identify, build, and analyze two dimensional shapes with specified attributes.

1) Identify the shapes and name the polygons.



a) What is the shape of ABCDE?

Answer: _____.

b) What is the shape of ABC?

Answer: _____.

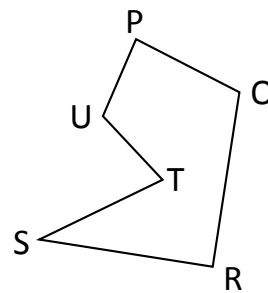
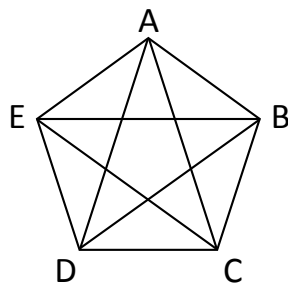
c) What is the shape of BCDE?

Answer: _____.

d) What is the shape of PQRSTU?

Answer: _____.

2) Identify the shapes and name the polygons.



a) What is the shape of ABDE?

Answer: _____.

b) What is the shape of BCD?

Answer: _____.

c) What is the shape of RSTUPQ?

Answer: _____.

d) What is the shape of ABCE?

Answer: _____.