




NAME _____ DATE _____


PARTITIONING CIRCLES AND RECTANGLES

Partition circles and rectangles into equal parts and describe those parts as halves, thirds or fourths.

- 1) Partition circles and rectangles into equal parts and describe those parts as halves, thirds or fourths and shade them.



2 halves.



3 thirds.



2 fourths.




1 fourth.




1 half.



4 fourths.



3 fourths.



1 third.