



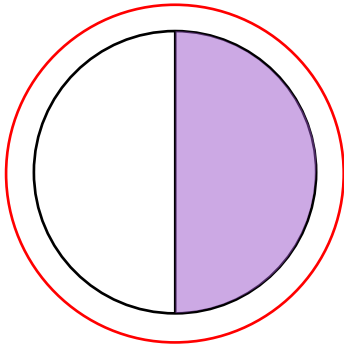

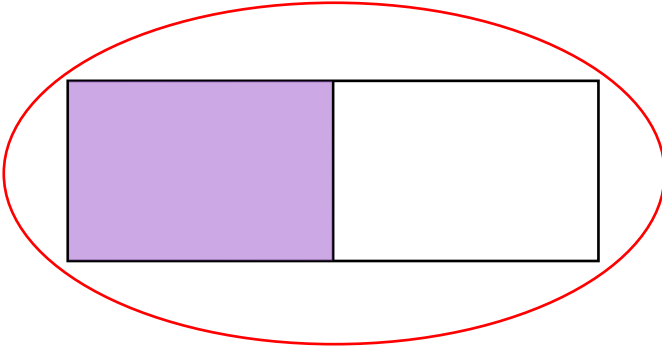
NAME _____ DATE _____

PARTITIONING CIRCLES AND RECTANGLES

Partition circles and rectangles into equal parts and describe those parts as halves, thirds or fourths.

Example:

Circle the shapes that have 2 equal shares with 1 share shaded.



1) Circle the shapes that have 2 equal shares with 1 share shaded.

