



NAME \_\_\_\_\_

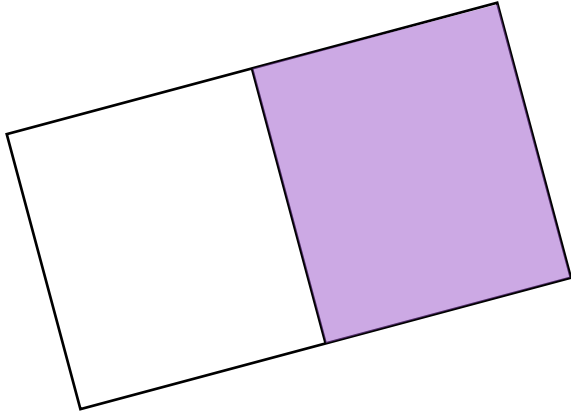
DATE \_\_\_\_\_

## PARTITIONING CIRCLES AND RECTANGLES

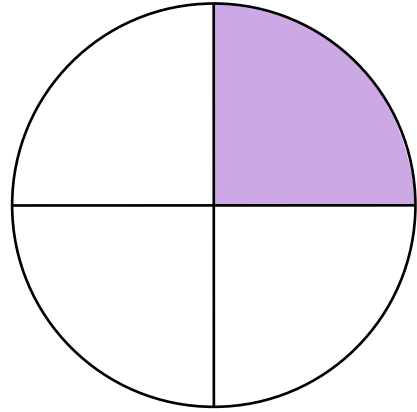
Partition circles and rectangles into equal parts and describe those parts as halves, thirds or fourths.

1) Describe the given shaded parts as halves, thirds or fourths.

a)


1 half

b)



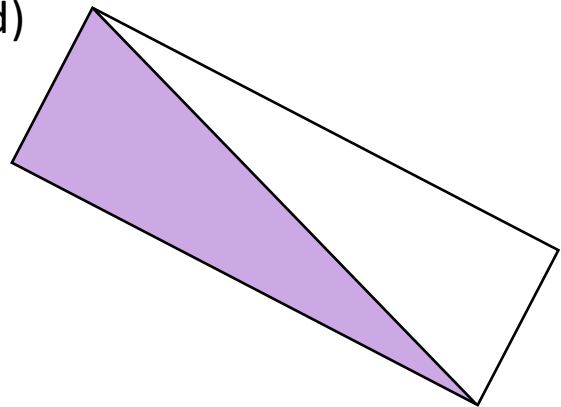
1 \_\_\_\_\_

c)



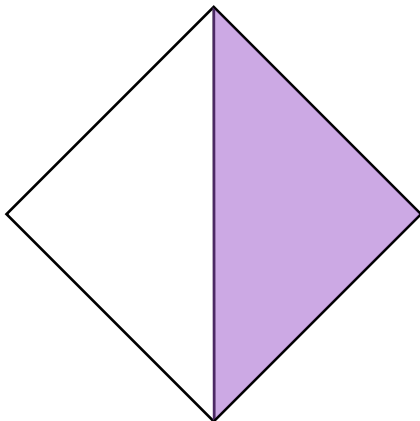
2 \_\_\_\_\_

d)




1 \_\_\_\_\_

e)



1 \_\_\_\_\_

f)



1 \_\_\_\_\_