



NAME \_\_\_\_\_

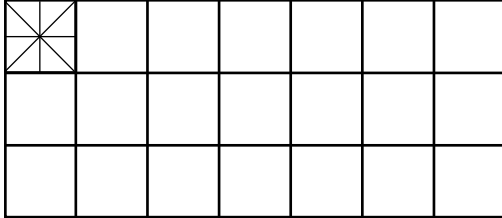
DATE \_\_\_\_\_

## ARRANGEMENT OF ROWS AND COLUMNS

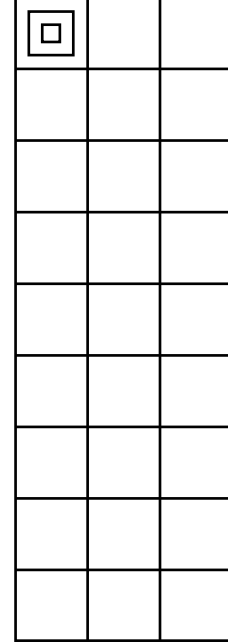
Use math drawings to compose a rectangle with square tiles.

- 1) Complete the following arrays without gaps or overlaps. The first tile has been drawn for you.

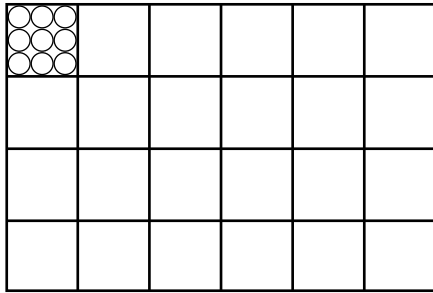
a) 3 rows of 7



b) 3 columns of 9

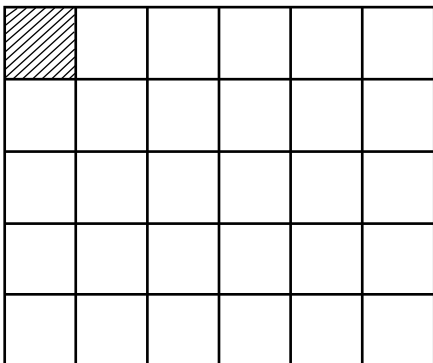


c) 4 rows of 6




- 2) Complete the following arrays without gaps or overlaps. The first tile has been done for you.

a) 5 columns of 6



b) 7 columns of 8



c) 2 rows of 10

