



NAME \_\_\_\_\_


DATE \_\_\_\_\_

## ARRANGEMENT OF ROWS AND COLUMNS


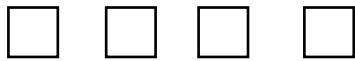
Create arrays using square tiles with gaps.

Example:



a) Create an array with the squares.



Solution:



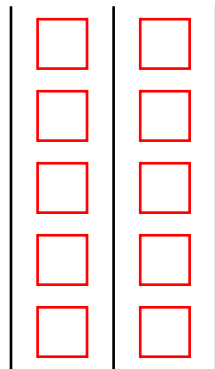
2 rows of 5.



5 + 5 = 10.

b) Create a different array with the squares from the set above.

Solution:



2 columns of 5.

5 + 5 = 10.

1. a) Create an array with the triangles.



Solution:




\_\_\_\_\_ rows of \_\_\_\_.



\_\_\_\_\_ + \_\_\_\_\_ = \_\_\_\_\_.

b) Create another array with the triangles from the set above.

Solution:



\_\_\_\_\_ columns of \_\_\_\_.

\_\_\_\_\_ + \_\_\_\_\_ + \_\_\_\_\_ = \_\_\_\_\_.