



NAME \_\_\_\_\_

DATE \_\_\_\_\_

## BUNDLE AND COUNT

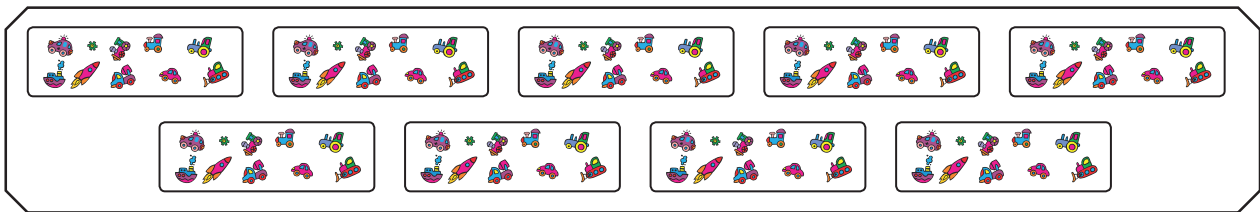
Count up and down between 90 and 1000 using ones, tens and hundreds.

Example:


1. Draw, label, and box 90 draw pictures of the units you use to count from 90 to 300.

Count from 90 – 300 we can write.

90, 100, 200, 300




90 box



10



100



100

$$90 + \underline{\quad} + \underline{\quad} + 100 = \underline{\quad}.$$